
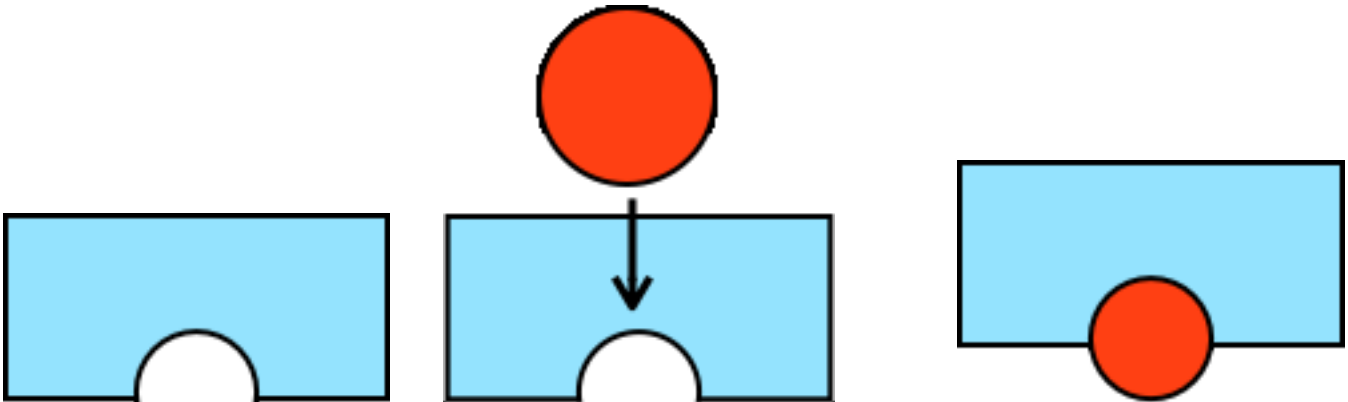


The Great Coin Escape

Start with a rectangular piece of paper. with a hole the size of a dime in the middle of the paper. Fold the piece of paper in half.



Drop a quarter between the folds of the paper. The large coin will not fit through the dime sized hole in the bottom.




Preparation:

Take a piece of paper and put a dime in the middle of the paper. Trace a circle around the rim of the dime. Fold the paper in half length ways. Carefully cut in a circular hole along the outline of the dime. Your paper will look like the figure at the upper left. Drop the quarter between the folds of the paper. The large coin will not fit through the small hole in the bottom.

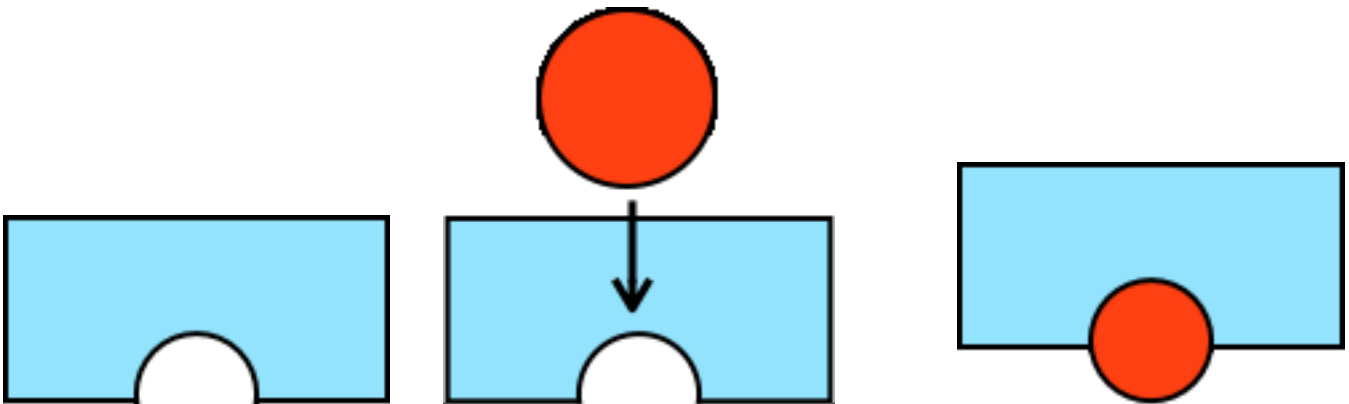
How can you help the quarter escape?

How It's Done.

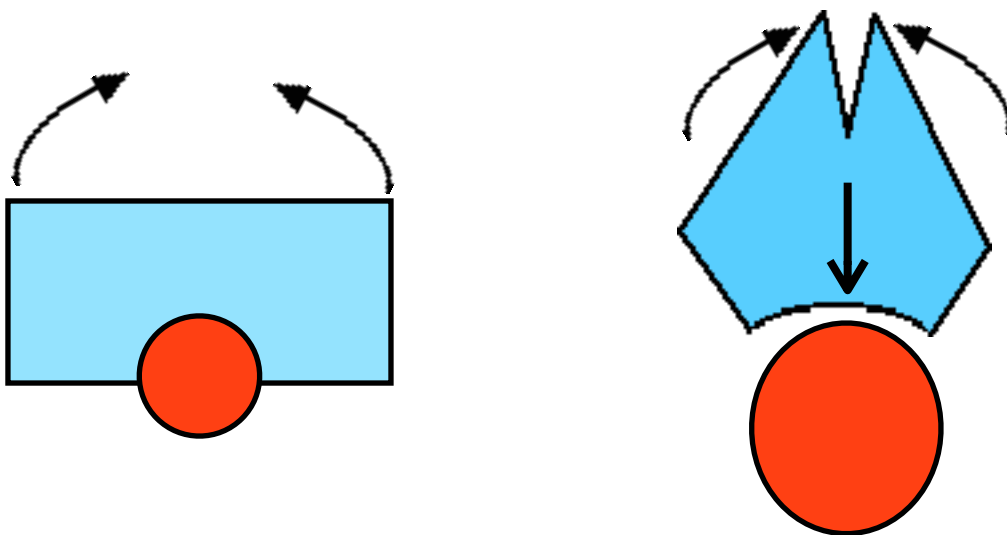
Start with a rectangular piece of paper. Fold the piece of paper in half.



Drop the coin between the folds of the paper. The large coin will not fit through the small hole in the bottom.



Take each of the 2 top corners in your right and left hands and bring your fingers together so the corners get close together. As you rotate the top corners upwards the quarter will drop out of the hole in the bottom.



Why Does it work?

When the paper is folded and flat, the opening is circular, and the size of the dime. The quarter cannot pass through the hole. When you rotate the two sides of the paper up, the hole becomes elliptical and this actually increases the size of the opening, enough for the quarter to slip right through.

Optional: The same trick will work with a penny and a half dollar. This may be more impressive.