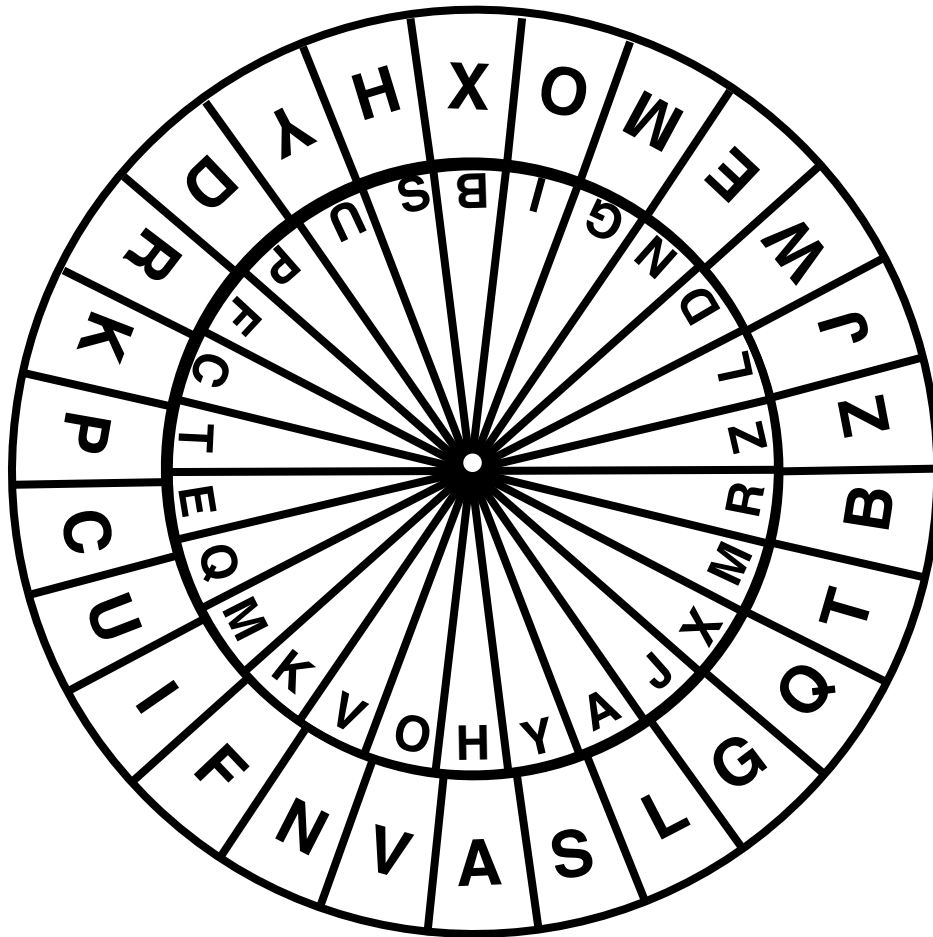


Cipher Wheel

A cipher wheel is basically two concentric circles divided into segments. The inner wheel can turn and when it does the letters on the inside wheel line up with the letters on the outside wheel. To make a code select a letter on the outside wheel and line it up with a letter on the inside wheel. This is the secret combination that lets the Cipher Wheel work. I made my wheel so the the O on the outside wheel matches the letter I on the inside wheel. Now every letter on the outside wheel has a partner on the inside wheel.

Start by making sure the letter O on the outside wheel matches the letter I on the inside wheel. To make a coded message find the letter on the outside wheel and replace it with the matching letter on the inside wheel. Do this for every letter in your message.

To decode the message work backwards. To decode the secret message find the letter on the inside wheel and replace it with the matching letter on the outside wheel. Do this for every letter in your code.



INSTRUCTIONS

STEP 1: Cut out both wheels on page 4 along the outside circles.

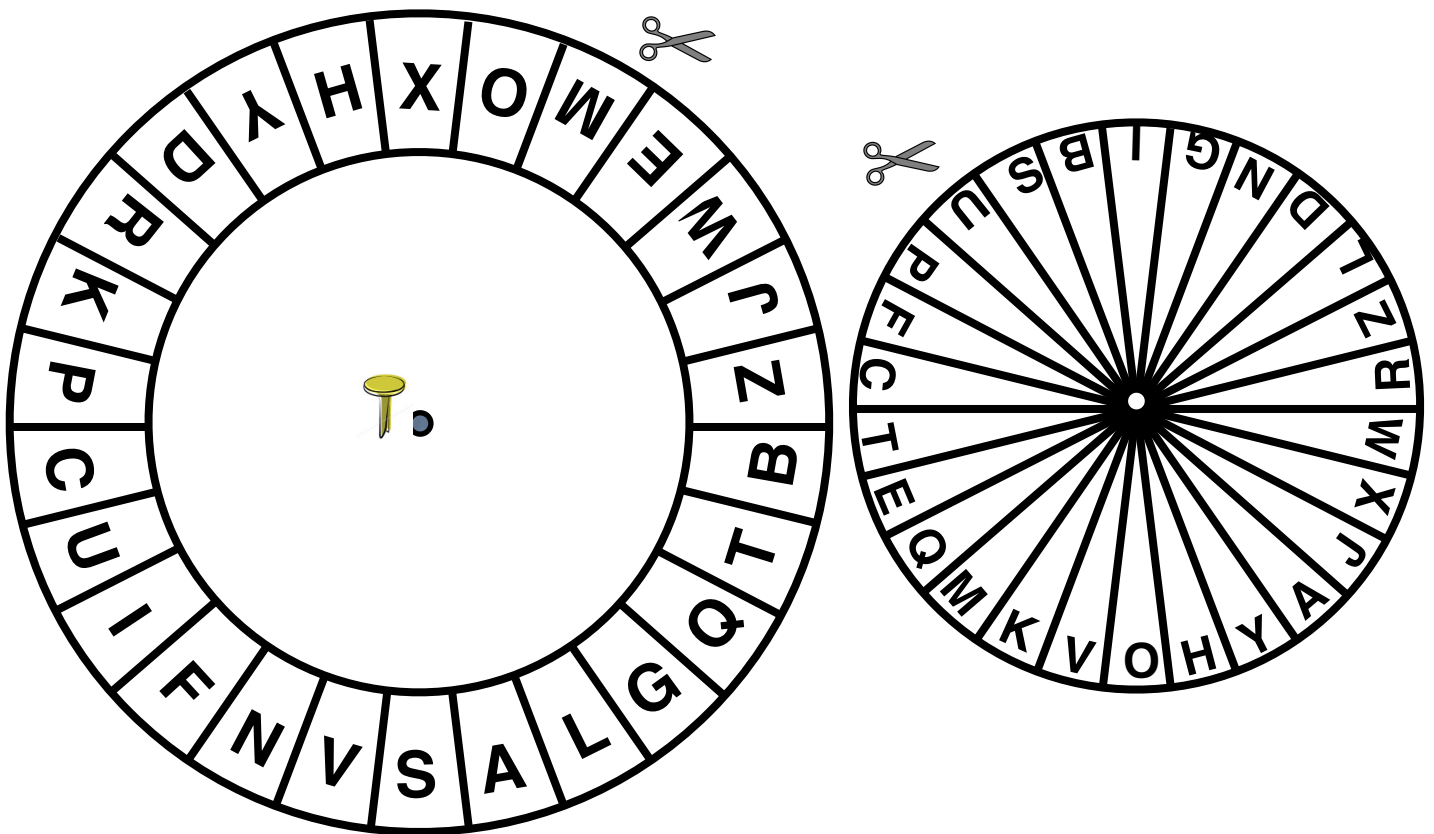
STEP 2: Use the point of a pencil to make a SMALL hole in the centers of each circle.

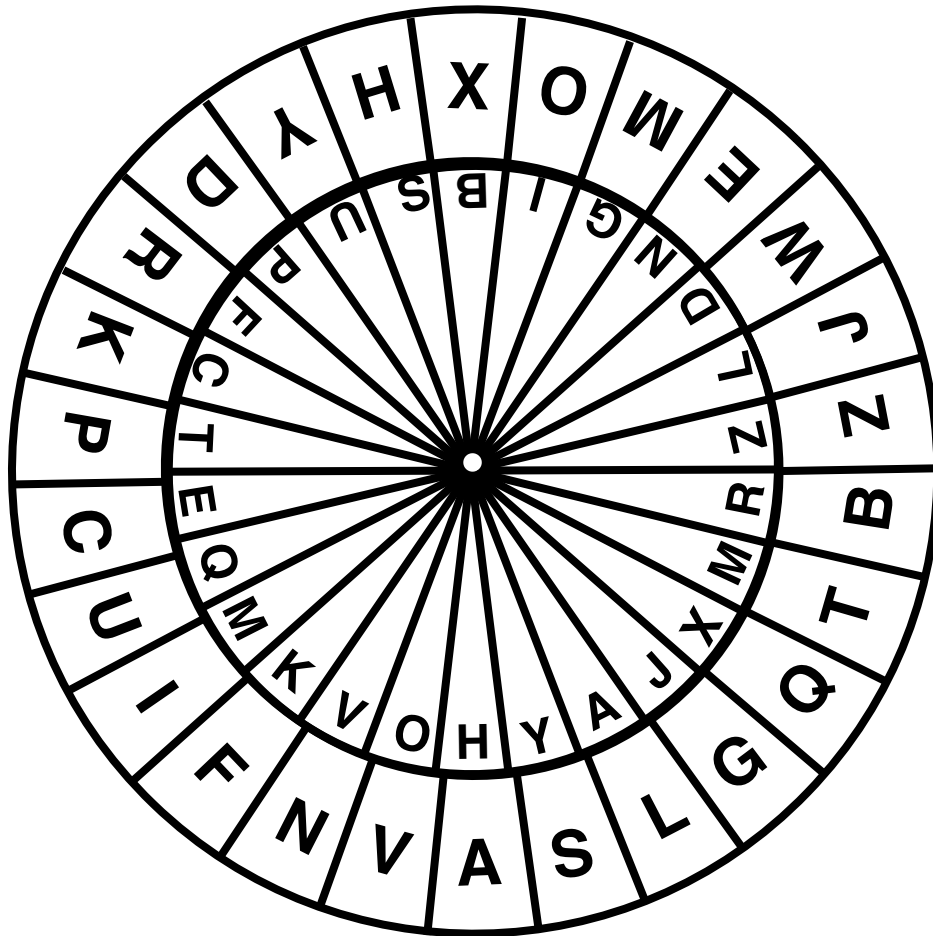
STEP 3: Place the small circle face up on the large circle with the letters showing. BE SURE THE LINES ON THE INNER CIRCLE LINE UP WITH THE LINES ON THE OUTER CIRCLE AS CLOSELY AS POSSIBLE.

STEP 4: Push a paper brad down into the center holes and out the back of the circle. Close the brad in the back. The small circle will now turn so that you can line up letters on the two circles.

STEP 5: **Turn the inner circle so the the letter I on the inner circle lines up with the letter O on the outside circle.** Easy to remember I on inside with O on outside

STEP 6: Take a letter fro the code , find it on the INSIDE CIRCILE. Find the letter on the OUTSIDE CIRCLE it line up with. That is the real letter to use WHEN YOU decipher the CODE





EXAMPLE

Making coded Message

Message ----> **L E T S P L A Y**

CODE _____

Outside L is replaced by the inside A
 Outside E is replaced by the inside N
 Outside T is replaced by the inside M
 Outside S is replaced by the inside Y

Outside P is replaced by the inside T
 Outside L is replaced by the inside A
 Outside A is replaced by the inside H
 Outside Y is replaced by the inside U

CODE ----> **A N M Y T A H U**

Decoding the Message

CODE ----> **A N M Y T A H U**

MESSAGE _____

Inside A is replaced by the outside L
 Inside N is replaced by the outside E
 Inside M is replaced by the outside T
 Inside Y is replaced by the outside S

Inside T is replaced by the outside P
 Inside A is replaced by the outside L
 Inside H is replaced by the outside A
 Inside U is replaced by the outside Y

Message ----> **L E T S P L A Y**

